

OEM-Length Replacement High-Flow Up-Pipes (L5P)

(116122000)

Installation Guide

DISCLAIMER OF LIABILITY

Performance products can increase horsepower above and beyond factory specifications. Additional horsepower creates more stress on the drive-train components, which could result in drive-train failure.

Note regarding emissions-related, non-E.O.-legal products: THESE PRODUCTS ARE LEGAL IN CALIFORNIA ONLY FOR RACING VEHICLES THAT MAY NEVER BE USED, OR REGISTERED OR LICENSED FOR HIGHWAY OR OFF-ROAD USE.

This agreement sets forth the terms and conditions for the use of PPE products. The installation of this product indicates that the Buyer has read and understands this agreement and accepts the terms and conditions. PPE (Pacific Performance Engineering) Inc., its distributors, employees, and dealers (the "Seller") shall not be responsible for the product's proper use and service. The buyer hereby waives all liability claims. The Buyer hereby acknowledges no reliance on the Seller's skill or judgment to select or furnish goods suitable for any particular purpose and that there are no liabilities which extend beyond the description on the face hereof, and the Buyer hereby waives all remedies or liabilities expressed or implied, arising by law or otherwise (including without any obligation of the Seller with respect to fitness, merchantability and consequential damages), or whether or not occasioned by the Seller's negligence. The Seller disclaims any warranty and expressly disclaims any liability for personal injury or damages. The Buyer acknowledges and agrees that the disclaimer of any liability for personal injury is a material term for this agreement and the Buyer agrees to indemnify the Seller and to hold the Seller harmless from any claim related to the item of equipment purchased. Under no circumstances will the Seller be liable for any damages or expenses by reason of use or sale of any such equipment. The Seller assumes no liability regarding the improper installation or misapplication of its products. It is the installer's responsibility to check for proper installation and if in doubt, contact the manufacturer. The Buyer is solely responsible for all warranty issues from the manufacturer.

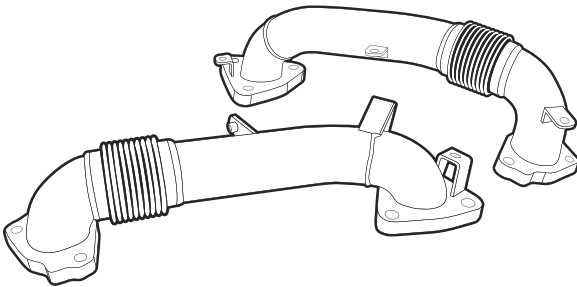
LIMITATION OF WARRANTY

The Seller gives Limited Warranty as to description, quality, merchantability, and fitness for a particular purpose, productiveness, or any other matter of Seller's product sold herewith. The Seller shall not be responsible for the products proper use and service and the Buyer hereby waives all rights other than those expressly written herein. This warranty shall not be extended, altered or varied except by a written instrument signed by Seller and Buyer. The Warranty on PPE Manifolds and Up-Pipes Kits, OEM-Length Up-Pipes is three (3) years, a limited lifetime warranty on PPE cast aluminum pans and covers, and a limited lifetime warranty on PPE Transmission Coolers and one (1) year limited lifetime warranty on all other PPE products from the date of sale to original buyer and limited solely to the parts contained within the products kit. All products that are in question of Warranty must be returned prepaid to the Seller and must be accompanied by a dated proof of purchase receipt. All Warranty claims are subject to approval by Seller. Under no circumstances will the Seller be liable for any labor charged or travel time incurred in diagnosis for defects, removal, or re-installation - of this product or any other contingent expenses. Under no circumstances will the Seller be liable for any damage or expenses incurred by reason of the use or sale of any such equipment. In the event that the buyer does not agree with this agreement: the buyer may promptly return this product, in a new and unused condition in its original packaging, with a dated proof of purchase to the place of purchase within ten (10) days from date of purchase for a full refund. The installation of this product indicates that the buyer has read and understands this agreement and accepts its terms and conditions.

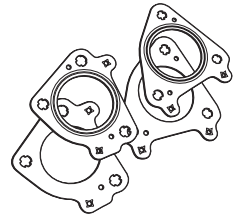
IMPORTANT

**Fully read all instructions before installation.
Vehicle must be safely secured before installation.**

Kit Contents



(2) PPE driver and passenger side Up-Pipes



(4) PPE Gaskets

Removal


1. *Lift and support vehicle. Remove front tires and fender well covers.*
Note: We highly recommend using a vehicle in-ground lift.
2. *Disconnect exhaust and remove lower bracket from down-pipe (Picture 1).*




3. *Remove passenger side up-pipe heat shield.*
4. *Remove upper side bracket from down-pipe (Picture 2).*




5. *Remove passenger side heat shield and temperature sensor from turbo (Picture 3).*



6. Disconnect temperature sensor from down pipe.
7. Remove down-pipe studs (Picture 4).



8. Slide out down-pipe
TIP: Once down-pipe is removed, we recommend covering the exhaust opening to prevent small parts from falling inside the exhaust (Picture 5).



9. Remove passenger side up-pipe heat shield and up-pipe
10. Move transmission dip stick out of the way to allow access to remove driver side up-pipe.
11. Reaching in from passenger side, remove driver side up-pipe heat shield and up-pipe.

Installation

1. Insert PPE driver side Up-Pipe through passenger side and set in place.
2. Insert gaskets in place and secure with stock bolts Hand tight only.
Note: Lubricate bolts with anti-seize compound.
3. Once all bolts and gaskets are in place torque to 39 ft. lbs.
4. Install heat shield and tighten bolts.
5. Re-position transmission dip stick.
6. Install PPE passenger side Up-Pipe, insert gaskets and secure with stock bolts Hand tight only.

7. *Torque Up-Pipe bolts to 39 ft. lbs.*
8. *Install heat shield and tighten bolts.*
9. *Re-install down-pipe with upper and lower brackets and re-install heat shield.*
10. *Re-connect exhaust.*
11. *Re-connect down-pipe temperature sensor.*
12. *Re-install turbo temperature sensor and turbo heat-shield*

Final Steps

1. *Start truck and check for exhaust leaks.*
2. *Re-install fender wells and tires.*

Installation complete.





5011 Brooks St. Montclair CA 91763
PPEdiesel.com
sales@ppediesel.com
Phone: (714) 985-4825